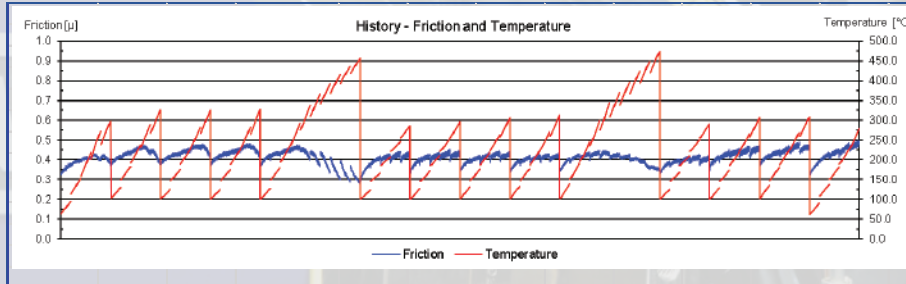


Through execution of 3 simple test procedures you can get a mapping of the main characteristics of the friction materials:

## ● Performance (Safety)

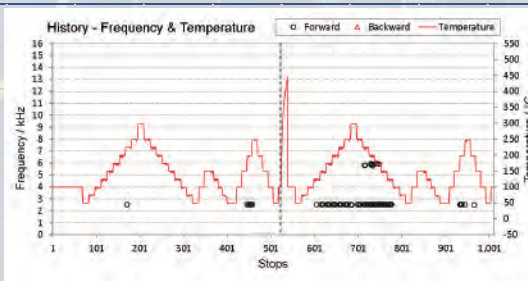
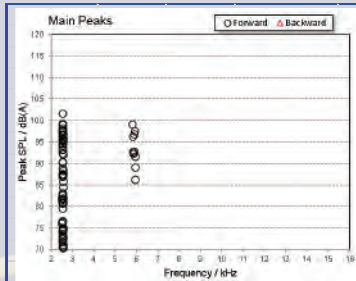


**DIMENSION #1: PERFORMANCE**  
**ECE R90 Anexo 9 Item 2.2.2.2**

Report #: LBR20XXX-1		
	Value	Dist. [m] (II)
$\mu$ op 1(I)	0.436	35.7
$\mu$ op 2(I)	0.405	38.4
$\mu$ op 3(I)	0.421	37.0
$\mu$ max(I)	0.496	31.4
$\mu$ min(I)	0.277	56.2

I:  $\mu$ op1/2/3: Avg Value registered on cycles #2-4, #6-9 e #11-13  
 $\mu$ max: Max Value registered on whole test  
 $\mu$ min: Min Value registered on whole test  
 II: According to AMS: 100-0 km/h and 100bar

## ● Comfort (NVH)

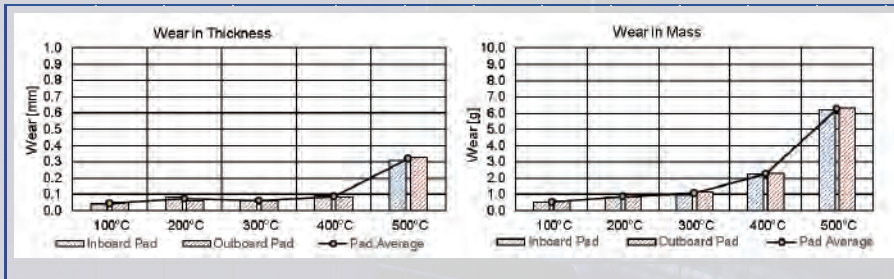


**DIMENSION #2: COMFORT**  
**SAE J2521 (Short Version)**

Report #: LBR20XXX-2	
	Value
Noise Index(III)	CCC
% Noise	7,4

III: Index created according to standard SAE J2521, the sequency is AAA (best), AA, A, BBB, BB, B, CCC, CC, C, D, E e F (worst)

## ● Durability



**DIMENSION #3: DURABILIDADE**  
**SAE J2707 (Short Version) (IV)**

Report #: LBR20XXX-3		
SECTIONS	Thick.(V)	Mass(V)
	[mm]	[g]
Wear 100°C	0.045	0.54
Wear 200°C	0.071	0.84
Wear 300°C	0.059	1.08
Wear 400°C	0.087	2.26
Wear 500°C	0.318	6.25
TOTAL	0.581	10.97

IV: 200 stops per section  
 V: Avg Value between Inboard and Outboard Pad

## COMBO IAM includes:

- 1 Page Report summarizes the most critical information in a clear and objective way
- Special Price regarding COMBO IAM execution
- Access to the OEM friction material database for comparison (including reports), tests executed by LINK Brazil
- Payment by Paypal up to 4x no interests

## ● Desired Material

